

Paranormal Investigator Certification Course Third Edition

Excerpts from the Course

The first page of each chapter along with sub points is included below for your review. Many pictures and charts are included within the chapters of the actual Course. Page numbers have been omitted from this excerpt, but appear in the actual Course.

Enroll in the CPI Course Here: <http://www.paranexus.org/forum/index.php?page=51>

Course is available with or without certification



ParaNexus™

Where Paranormal Researchers Connect

Paranormal Investigator Certification Course



**A Comprehensive Study Program
for Serious Researchers and Investigators**

Third Edition

Doug Kelley, CH, CSL, CFPI

Paranormal Investigator Certification Course

By Doug Kelley CH, CSL, CFPI

Course Code: CPI-SPIRIT3

Continuing Education Units (CEU): 2.5

CPI-SPIRIT3 THIRD EDITION 04-08 © Copyright 2007-2008 by Kelley Training Systems, Inc. All Rights Reserved. No part of this publication may be distributed or redistributed personally or commercially without written permission from the author.

Published by:

ParaNexus Publishing, www.ParaNexus.org



ABOUT CERTIFICATION

Upon successful completion of this course, you will receive your Certificate of Completion via email. You will then earn a *Certified Paranormal Investigator* (CPI) designation from the Life Leadership Institute, which certifies that you have completed a comprehensive course on paranormal study. You may then add the “CPI” designation after your name.

ABOUT ACCREDITATION

Currently, no academic institution accredits paranormal investigation courses. Since this course was designed to be a comprehensive and high quality study of the field of Paranormal Investigation, the author has chosen to accredit this course through the Life Leadership Institute, a division of his training corporation, Kelley Training Systems, Inc. Accreditation is in accordance with the guidelines set forth by The International Association for Continuing Education and Training (IACET). Accreditation adds to the credibility, professionalism, and respectability of the student who successfully passes this course. Hopefully more academic institutions will begin to accredit paranormal investigation courses as the field matures and humanity’s understanding and acceptance of unexplainable events evolves.

2.5 CEU’s are awarded to students who successfully complete this course with a passing score. Please Note: Continuing Education Credit approval is at the discretion of your academic institution or licensing board; not all educational courses are approved by all institutions and boards, which is common in the academic world. An official permanent record of your successful completion of this course is included with your certificate. To replace a lost copy, send your request to doug@dougkelley.com and include your full name, the date in which you completed the course, and the email or regular mail address of the recipient.

Dedication

To all those special and self-aware people who thirst for knowledge
and hunger to understand the grander picture...

To all the people who are not satisfied with the status quo, and who want to
think for themselves in answering the profound questions of life and the Universe...

To those who hunger to fulfill their human nature of exploring the unknown...

I salute you and dedicate this course in your honor.

Acknowledgements

This course would not be nearly as good without the help and input from many others. I wish to thank all of the members of the SPIRITeam for being among the finest Paranormal Investigators in the field. I'm proud of you all and am honored to call you "family."

Specifically, I would like to acknowledge and thank Chris "Q" Quattlebaum for his creativity in researching orb photography including his test pictures; Kristi Robinson for her input on working with Sensitives; Gregory Kent for educating us all on table tipping; Jari Mikkola for allowing me to use mist pictures; Linda Isbell, Grant Rubendunst, and Shauna Isbell for their enthusiastic feedback on specific chapters; Kim Quattlebaum for being an enthusiastic Chapter Director and supporter of all things SPIRITeam; Stan and Simone Smith, Scott Bruneau, Jared Gray, and others for their enthusiastic support of this course.

I would also like to thank my best friend and partner, Tracy Kelley, for her untiring and invaluable help in editing this course, as she has with all of my work. I would not be who I am without you, Sweetie.

Acclaim for this Course

"The best paranormal investigation training course I've taken to date! Doug Kelley, founder of the SPIRITeam and author of this course deserves kudos from the entire paranormal community for taking the time to design this easy to use, inexpensive and interactive training course. Doug's humanistic, logical and sensible approach to teaching is easily understood by any level of student in the field. Whether you're just starting out—or are a veteran—anyone will benefit from taking this course.

"Not only will the student learn how to use the equipment to view and analyze collected evidence, learn terminologies and their proper usage, how to accurately log a case from beginning to end (and what to do with that information), how to find cases to work & ways to land those cases, how to deal with clients on ALL levels, the do's and don'ts of working within a team whether on a case or not, but—it makes the student take a long look inside themselves to see not only why they wish to enter into the field of the paranormal, but if the field will suit them.

"Being a paranormal investigator is much, much more than learning how to use a Gaussmeter—it's about helping people, working well with team members—within your own team, and with others outside your team—and networking in the whole of the paranormal community. Doug Kelley hits an over-the-fence home run with all of these points in his paranormal investigators training course."

—Dusty Smith, CPI, President & Founder of The Daytona Beach Paranormal Research Group, Inc., and author of *Dread and the Dead Filled the Dunnam House*.

"I have spent an unbelievable amount of money on books relating to ghosts, orbs, you name it. If it dealt with the paranormal, I had it. Your course is amazing in the fact that it covers every detail. When I read the chapter on photography, I was furious due to the fact I took a class on photography and spent hundreds of dollars on it, only to find I learned more in ten pages in the course than I did in weeks of class. I have even bought a course on the paranormal and it was nothing and I mean nothing like what I have found here. The added plus to your course is the fact it is written in a way you understand every chapter. Would I recommend this course? Absolutely, without a doubt. Why spend more money on every new book you can find on the paranormal when you can find everything you need in one course. I also have to say this course is worth far more than what you are asking and I would pay it as I'm sure anyone who spent what I have on all the other texts and courses out there would. I can't say enough about it other than I wish it was out sooner and thank you for taking the time to write what everyone truly needs to know and have it all in one course. Thank you again!"

—Linda Gunn, CPI, Founder of CrossLight Paranormal Research, Jacksonville, FL.

"This comprehensive Study Program is, in my opinion, the best on the market, hands down! This most certainly isn't your typical "Ghost Hunting" manual.... I got so much more than I expected at the low price I paid. The amount of useful information went way beyond any of the previous courses I've taken and gave me a deeper level of understanding of what a true Paranormal Investigator does. Here you will find a Course packed full of useful information for intelligent, truth-seeking people. The skills you gain as a result of taking the Course have greater implications than first meets the eye. This is a real-world guidebook into the exciting world of Paranormal Investigating. As an educated professional, I highly recommend this Certification Course. You will know without a doubt that you are truly a Paranormal Investigator and have the skills, tools, and education to help others understand the nature of that which is unknown to most."

—Matt Reynolds, CPI, Southern Adirondacks, NY

"This is a wonderful course to use if you are investigating the paranormal. Doug Kelley is a great instructor, giving you all the knowledge that you need to start investigating. Some of the information within Doug Kelley's textbook is not found in other Paranormal Investigator books, and it is information that all beginning paranormal investigators need. Doug and his team are there all the time to answer any questions you may have, and they do it very quickly. I highly recommend this course to anyone and everyone."

—Kelly Davis, CPI, Founder of Macoupin County Ghost Hunters, Bunker Hill, IL.

"I've been a paranormal investigator for about 6 years, and up until now have been hesitant, even skeptical about the idea of certification courses. I must say that this course was a very useful and enlightening addition to my personal experience as an investigator, and I recommend it to anyone that might be considering a paranormal certification course."

—Joey Ward, CPI, Founder of West Georgia Paranormal Research Society, Woodbury, GA.

Contents

Introduction	ix
How to Take this Course	xi
SECTION 1 - THEORY & CONCEPTS	
1. The Mission of the Paranormal Investigator	1
2. THE IMPACT OF BELIEF ON PARANORMAL INVESTIGATIONS PART 1: The Scientific Approach vs. the Spiritual Approach to Investigating	5
3. THE IMPACT OF BELIEF ON PARANORMAL INVESTIGATIONS PART 2: How the Investigator's Self-Belief Impacts Paranormal Investigations	11
4. The Nature of Ghosts, Spirits, and Hauntings	23
5. THE IMPACT OF BELIEF ON PARANORMAL INVESTIGATIONS PART 3: The Psychology of Paranormal Investigations	35
6. The Nature of Orbs	47
7. Other Visual Anomalies	57
8. EVPs and Spirit Communication	67
9. Working with Psychics, Mediums, Sensitives, and Intuitives	75
10. Working With and Contributing to a Team	79
11. Roles of Investigators within a Team	85
SECTION 2 - TOOLS & EQUIPMENT	
12. Cameras and Audio Recorders	91
13. Electro-Magnetic Fields and EMF Meters	99
14. Thermometers and Other Investigation Tools	105
SECTION 3 - INVESTIGATIONS & EVIDENCE	
15. How to Perform an Investigation	113
16. How to Analyze and Review Evidence	123

Contents, continued

SECTION 4 - REVEALING, EXPLAINING, RESOLVING, & CLEANSING

17. Revealing Your Evidence: How to Help Clients and Spirits _____	137
18. How to Cleanse Malevolent Human and Inhuman Spirits _____	139
19. The Art of Being a Paranormal Investigator _____	147

APPENDICES

Appendix A: Glossary of Common Terms _____	151
Appendix B: Free and Cheap Sources for Software and Equipment _____	173
Appendix C: Investigation Forms _____	175
Appendix D: KTS Assertiveness Profile _____	189
Appendix E: Standards and Protocols Example _____	197
About the Author _____	210



INTRODUCTION



Welcome to the Paranormal Investigator Certification Course!

In this course you will learn everything necessary to start you off on the right foot as a Paranormal Investigator. While not designed to be a graduate course in Parapsychology, it is comprehensive and includes important information that you will not find in any other paranormal course or online. It has been written specifically to help SPIRITeam members and others to be among the most professional Paranormal Investigators in the field.

Once completed, you will take the final, open-book exam to receive your Certificate of Completion. You will then earn a *Certified Paranormal Investigator* (CPI) designation from the Life Leadership Institute, which certifies that you have completed a comprehensive course on paranormal study. You may then add the “CPI” designation after your name. Once completed, you will be all set to further your knowledge and experience by performing paranormal investigations!



The field of paranormal research and investigation has gained widespread attention over the past few years. This evolving field is wide open, and there are no “experts,” only knowledgeable and wonderful people. And that’s what this course is designed to do—enhance your knowledge of the paranormal field in a fairly short time frame.

But this course goes way beyond simply describing the latest electronic gadgets used in paranormal investigations. While it does explain equipment and the basics of operation, this course discusses what it really takes to be a top-notch Paranormal Investigator: an enhanced understanding of the human condition, which then gives clues and insight into the “spirit condition.” As you will learn, the differences between humans and spirits are minimal at best.

You will learn how your own beliefs come into play on investigations. You will learn about many of the types of hauntings, and how to resolve them. You will learn about Psychics, Sensitives, and Mediums, and how to work effectively with them. You will learn about spirit communication, orbs, the roles of individual team members, how to work with a team, and, of course, how to perform an investigation. You will learn how to review evidence in a thorough manner with an emphasis on explaining anomalies as natural occurrences. You will also learn the conceptual aspects of paranormal research, such as thinking for yourself, how to deal with Malevolent Inhuman Spirits, Human Spirits, and Poltergeists. And there is much more!

Several case studies using actual photographs, audio recordings, and videos are also incorporated for your benefit. Also included are the forms you need in the investigation process, as well as where to find basic equipment and free software used in your investigations and evidence review. This course also features an extensive and comprehensive glossary of paranormal terms to aid in your understanding of this exciting field.

This course will provide you with an excellent knowledge of the paranormal field and solid investigation techniques. But it is meant as a starting point only. Once you have completed this course, you are encouraged to go out with an open mind to learn and discover the true nature of what we commonly call, “paranormal.” Your knowledge as a Paranormal Investigator will continue to grow from your own actual experiences in the field.

I am happy to have you aboard this exciting journey into the unknown! I have a lot of pride in the SPIRITeam and our approach to life and the paranormal. I believe our members are among the best in the field. That’s why this course came into being; I wanted all our members to be on the same page, so to speak, and I wanted to share the best of what the Team and myself have learned over the years to help others in their own growth and professionalism. I hope you will also take great pride in being a graduate of the *Paranormal Investigator Certification Course!*

Doug Kelley, CH, CSL, CFPI
Founder of the SPIRITeam
Co-Founder of ParaNexus
Punta Gorda, FL USA
August 24, 2007



HOW TO TAKE THIS COURSE



Taking this course is fairly straightforward. Simply begin with Chapter 1, and study through the end. Some chapters contain multimedia content available in the *Online Resource Library*. Make sure you understand a chapter completely before moving on to the next. The idea is to NOT skim the information, nor skip over certain parts. This course contains no filler or fluff. ALL of the information in this course is valid to your certification as a Paranormal Investigator and has been designed for computer novices as well as those more experienced. Repetition throughout chapters is used intentionally to emphasize key points.

ONLINE RESOURCE LIBRARY

The *Online Resource Library* contains full-color pictures, videos, and video tutorials that you will need to complete this course. To access the *Online Resource Library*, open your web browser and go to:

<http://cpi.ParaNexus.org>

To login, use the following information:

- Username: ***** (case sensitive)
- Password: ***** (case sensitive)

If the login information changes, you will be notified via email.

Important:

- Please do not share the login information with anyone else. It is only for you and other students of this course.
- Do not save any pictures, videos, tutorials, or audios from this site to your computer. These are all copyrighted resources and are provided for your use in taking this course.
- Do not post any pictures, videos, tutorials, or audios from this site anywhere else, including discussion forums and websites.
- Do not publish or distribute any content from this site to any publication.

Your cooperation is greatly appreciated!

GETTING HELP WITH THIS COURSE

Help is available in the ParaNexus Forums at www.ParaNexus.org. A link is also available in the *Online Resource Library*. You must register for this forum. A three-month membership included free of charge with this Certification Course.

You can also email the author at dougk@spiriteam.org.

TAKING THE FINAL EXAM







Once you have completed studying the chapters and feel that you have a solid understanding of this course, the next step is the final online exam. Instructions for taking the final exam are available at:

www.ParaNexus.org/*****.htm

The final online exam will consist of multiple-choice questions, a real life investigation, and a case report. You will need a score of 90% in order to pass. You may re-take the exam until you pass it. Complete details are discussed on the Final Exam webpage.

ICONS USED IN THIS COURSE

Several icons are used in various chapters to aid in visual understanding. The table below shows the various icons used.

Scales of Scrutiny Icons		
<p>These icons give a quick visual summation as to whether specific phenomena are best explained Scientifically, Paranormally, or whether the weight of evidence is inconclusive.</p>		
<p>Scales of Scrutiny Weight of Evidence Supports a Scientific Explanation</p>  <p><small>© Doug Kelley</small></p>	<p>Scales of Scrutiny Weight of Evidence Can Support Either Explanation</p>  <p><small>© Doug Kelley</small></p>	<p>Scales of Scrutiny Weight of Evidence Supports a Paranormal Explanation</p>  <p><small>© Doug Kelley</small></p>
<p>The icons below are the same as above, but in a different format.</p>		
		



Section 1

Theories & Concepts



CHAPTER 1



Section 1: Theories & Concepts

The Calling and Mission of Paranormal Investigators

Upon Completion of this Chapter, You Will Know:	Online Resource Library
<ul style="list-style-type: none">• The SPIRITeam’s Vision, Mission, and general statements.• What makes the SPIRITeam different from most groups.• Your own Vision, Mission, and general statements.• What it means to be a Paranormal Investigator.	There are no media files for this chapter.

So, you want to be a Paranormal Investigator? Good for you! The field of paranormal investigation is exciting, but not necessarily new. People have been asking the same questions about the “Great Beyond” for millennia, and even with all the centuries of human wonderment and exploration, we are still not much closer to understanding the true nature of life beyond the “veil” with provable certainty. The real advantage that we have over our ancient colleagues is better technology and a more enlightened *true scientific* approach. We are seeing more and more people becoming Paranormal Investigators who refuse to be enslaved by ancient religious and mythical belief systems that really don’t answer the big questions with any kind of substantive truth.

The SPIRITeam’s mission is all about finding solid answers with a view to helping others along the way. We are not your typical “ghost-hunting” group. We are a professional *coterie*¹ of like-minded and serious investigators seeking to find answers in a world where few answers exist.

With this in mind, here are our Vision, Mission, and general statements:

OUR MISSION: *To discover more about ourselves, life, the human condition, the Universe, and the Grand Scheme of Things by professionally and ethically investigating paranormal events using the True Scientific Method.*

OUR VISION: *To understand and help to understand.* We endeavor to help individuals who are experiencing unexplainable events to understand *why* these events are happening through interviews, investigations, and education, and we do so without charge to the client. We endeavor to resolve the events so that all can live in peace. We seek first to help and resolve the human aspect of any paranormal incidents, and then we seek to help and resolve the

¹ *Coterie* means “a select group of people with a common purpose who associate frequently.” —Based on definitions from www.Dictionary.com



CHAPTER 2



Section 1: Theories & Concepts

The Impact of Belief on Paranormal Investigations Part 1

The Scientific Approach vs. the Spiritual Approach to Investigating

“A half-open mind is still half-closed.”

—Doug Kelley

Upon Completion of this Chapter, You Will Know:	Online Resource Library
<ul style="list-style-type: none">• The role that <i>Belief</i> plays in our approach to investigating the paranormal.• The position that religion takes toward the paranormal.• The position that mainstream science takes toward the paranormal.• The difference between a Scientific Approach and a Spiritual Approach.• The definition of a <i>Blended Approach</i>.• The definition of the <i>True Scientific Method</i>.	There are no media files for this chapter.

Paranormal investigation groups seem to be sprouting up all across the United States in recent years, no doubt due in part to increased media attention. Television shows like “Ghost Hunters,” “Most Haunted,” and numerous documentaries do very well because many people want to know the answer to perhaps the biggest question of humanity: What happens when we die? Like many others, I have had the same question all my life and that’s why I founded the Scientific Paranormal Investigation, Research, and Identification Team (SPIRITeam) to search for the answer to that age-old and elusive question, and to help people along the way.

As I conceived of and created the SPIRITeam (initially for a novel), I wanted to approach paranormal investigations from a scientific standpoint; I wanted to use the scientific method to gain evidence of the paranormal, whichever subcategory it fell into, e.g., ghosts, UFO’s, mysterious creatures, etc. That meant that I would first seek a rational, natural explanation of specific events before I would conclude that they were paranormal in nature. My philosophy would be *Open-Mindedness Tempered by Healthy Skepticism Tempered by Open-Mindedness*. Many paranormal groups also take a similar approach.

As I read about the investigations of other groups as well as performed my own investigations, I began to see a common and disconcerting theme: Many groups would have personal paranormal experiences during investigations, at times even capturing apparitions on video, but then what? How can you scientifically prove that anything paranormal happened? By definition, “paranormal” basically means something that is “beyond



CHAPTER 3



Section 1: Theories & Concepts

The Impact of Belief on Paranormal Investigations Part 2

How the Investigator's Self-Belief Impacts Paranormal Investigations

Upon Completion of this Chapter, You Will Know:	Online Resource Library
<ul style="list-style-type: none">• Whether a spirit can bother or harm you.• The impact that self-belief has on paranormal investigations.• Four Universal Laws of the <i>Life Leadership Paragon</i>.• Three Universal Laws of personal responsibility.• How to have healthier relationships with everyone.• How to boost your self-concept.• How to view spirits.	There are no media files for this chapter.

When considering the paranormal field, one fact comes clearly into focus: many people, including “authorities” such as paranormal investigators, scientists, and religionists, have many differing and often conflicting theories about what is actually happening.

Some believe in demonic possession from Malevolent Inhuman Spirits (MIS); some don't. Some believe that “demons” are fallen angels; some don't. Some believe that the clergy can exorcise spirits; some don't. Some believe that simply calling on God's name and/or Jesus' name will immediately stop demonic activity; some don't.

The ironic fact of the matter is that they are all correct. How can this be? *Belief*.

I have come to believe from my research and investigation that it all boils down to one irrefutable fact: ***Nobody—and I mean nobody—truly knows what in the hell is going on.*** That's why we are paranormal “investigators.” We want to find out.

While there is no question that *something* is going on in the world of hauntings, most paranormal events can be explained by natural occurrences. And in most cases, I believe it comes down to a person's beliefs and belief system, and this includes the various beliefs of paranormal investigators. Some believe in demons or



CHAPTER 4



Section 1: Theories & Concepts

The Nature of Ghosts, Spirits, and Hauntings

“In the absence of positive proof, whether spirit entities exist or don’t exist, thinking—and therefore belief—makes it so.” –Doug Kelley

Upon Completion of this Chapter, You Will Know:	Online Resource Library
<ul style="list-style-type: none">• The nature of spirits as we understand them.• The Survival Hypothesis.• Why spirits are generally the same as us.• Common definitions of terms associated with various spirits and hauntings.• 12 different types of hauntings and the investigative steps necessary to resolve them.• The meaning of PK and RSPK.• Why some spirits remain earthbound.• 39 ways spirits can manifest.• The abilities spirits possess to interact with the physical realm.	There are no media files for this chapter.

Do ghosts and spirits exist? The answer depends on who you ask. Some people believe in ghosts and spirits, some don't. Aside from a person's personal beliefs, is there any scientific evidence to prove the existence of ghosts? The answer is no. Well, maybe.

“The Survival Hypothesis” is a theory that states a person's personality and consciousness survive the physical death of the body. Accordingly, humans have a dual nature: a physical body and an ethereal aspect that contains the personality and consciousness. This ethereal aspect has been called the soul, spirit, and “Higher Self,” among others.

Many theories exist to support *The Survival Hypothesis* including the *First Law of Thermodynamics*, also known as the *Law of Conservation of Energy*, which states, “Energy can be changed from one form to another, but it cannot be created or destroyed. Thus, the total amount of energy available in the Universe is constant.”

This Law is supported by Albert Einstein's famous equation, $E = mc^2$, which describes the relationship between energy and matter. In this equation, known as the *Theory of Relativity*, energy (E) is equal to mass (m) times the square of a constant (c). Thus, Einstein suggested that energy and matter are interchangeable. His equation also suggests that the *quantity of energy and matter in the Universe is fixed*.

What does this mean to us as human beings trying desperately to understand what happens to us at death? If true, it means that we do not die, but are simply “converted” from one form of energy into another—the



CHAPTER 5



Section 1: Theories & Concepts

The Impact of Belief on Paranormal Investigations Part 3

The Psychology of Paranormal Investigations

Upon Completion of this Chapter, You Will Know:	Online Resource Library
<ul style="list-style-type: none">• Your dominant communication and behavioral style.• The difference between Assertive, Aggressive, and Passive behavior.• The nature and meaning of the “energy” we all emit.• The meaning of “boundaries,” and how to establish healthy ones.• The significance of boundaries when performing paranormal investigations.• How to deal effectively with benevolent and malevolent spirits.• The meaning of “possession” and how to prevent it.• How to handle chronic spirit attacks.• How to think for yourself.	There are no media files for this chapter.

So far in this course, we have discussed at length the critical impact that *Belief* has on your role as a serious Paranormal Investigator. This includes self-belief as well as the beliefs you hold about life, the paranormal, and everything else. We also discussed at length the nature of spirits and the most common types of hauntings. We’re going to add a little more foundation to what we’ve already learned and in the process, bring it all together to explain exactly why your beliefs will affect the success or failure of an investigation.

To recap, in order to have healthy relationships and healthy interaction with others, you must accept and respect yourself (Self-Acceptance), take responsibility for your actions (Self-Responsibility), and respect the rights of others (Respect for Free Will). These three skills are actually Universal Laws and when combined, they create the synergy of Self-Completeness. Self-Complete people know who they are, and why they are who they are. They recognize that as adults, they now have the ability to choose their own path and can no longer use the excuse, “But that’s how I was raised,” which is no different than saying, “I was just following orders.” Self-Complete people take responsibility for who they are, what they think, what they believe, and how they deal with others.



CHAPTER 6



Section 1: Theories & Concepts

The Nature of Orbs

Upon Completion of this Chapter, You Will Know:	Online Resource Library
<ul style="list-style-type: none">• Common beliefs about orbs.• The scientific explanation of orbs.• 4 critical factors in photography.• How to identify various types of orbs.• Methods of reducing orbs in photographs.• Criteria for determining true orbs.• How belief impacts orb phenomena.	<p><i>Chapter 6 Media</i> http://CPI.ParaNexus.org Username: ***** Password: *****</p>

Orbs are a highly, highly controversial subject, to say the least. On one end of the spectrum, many people, including some paranormal researchers and ghost hunters, believe that some orbs are genuine evidence of spirit activity. On the other end of the spectrum, you have a growing number of paranormal investigators who believe that most orbs are usually nothing more than airborne particles such as dust. And of course, many people fit somewhere in the middle. Orbs are also referred to as plasmoids, balls of light, light spots, Basic Life Forms (BSF), and spheres.

The orb phenomenon is really a modern day enigma. Since the late 1990's, many people have been capturing strange anomalies on their cameras, and not surprisingly, the vast majority of these picture anomalies have been captured using consumer compact digital cameras. Although digital cameras have been in development since the early 1970's, they really didn't hit the mass market until the mid to late 1990's.

Since that time, digital cameras have literally exploded in the marketplace. Interestingly, this is also when the phenomena involving orbs, light streaks (energy rods), and vortexes really became so widespread. As consumer compact digital cameras get smaller in size, the reports of orb phenomena increase due to the short distance of the flash to the lens.

Before the advent of digital cameras, 35mm cameras, Kodak's 126 and 110 Pocket Instamatics, Polaroid, and others were the norm, and orbs were certainly not a common phenomenon. Even today, current 35mm cameras yield almost zero orbs, and Digital SLRs also greatly minimize them as well.



CHAPTER 7




Section 1: Theories & Concepts

Other Visual Anomalies

Upon Completion of this Chapter, You Will Know:	Online Resource Library
<ul style="list-style-type: none">• How Mists are formed and how to identify naturally occurring mists with examples.• How to identify a potentially paranormal ecto-mist.• The true nature of Energy Rods and how to analyze photographs for such.• The nature of Vortexes and how to avoid creating the effect in your pictures.• The cause of lens flare.• About ethereal faces.• About infrared anomalies and what to watch out for.• The uncertain nature of Ghost Lights.	<p><i>Chapter 7 Media</i> http://CPI.ParaNexus.org Username: ***** Password: *****</p>

Now that our discussion of orbs is out of the way (whew!), let's examine several other anomalies you will experience from time to time on your investigations, such as mists, vortexes, lens flare, and others. Again, our first approach is to explain these phenomena in a scientific manner.

ECTO-MISTS



Mists have been reported for centuries, and many photos exist showing the unusual phenomena. Some call mists “ectoplasm mists,” “ecto-mists,” or just “ecto,” which, as we’ve already discussed, is more or less a modern term for an early twentieth century staged phenomenon among less than honest Mediums. We use it loosely today to refer to mists or other substances seemingly left behind by spirit entities. Ecto-mists usually appear as white or pale gray, but black mists have also been reported, which are also called Shadow People.

Ecto-mists show up in photos occasionally and often confound the photographer, especially if he or she is not a Paranormal Investigator. Clients who submit mist pictures always claim that no mist was present when the picture was taken. In this instance,



CHAPTER 8



Section 1: Theories & Concepts

EVPs and Spirit Communication

Upon Completion of this Chapter, You Will Know:	Online Resource Library
<ul style="list-style-type: none">• The nature of Electronic Voice Phenomena and its impact on paranormal research.• How to properly conduct an EVP vigil.• The nature of séances.• The nature of table tipping and how to participate.• The true nature of Ouija Boards.• How belief about séances impacts effective paranormal investigations.	<p><i>Chapter 8 Media</i> http://CPI.ParaNexus.org Username: ***** Password: *****</p>

Spirit communication is and has always been among the most controversial topics in the world, and the enigmatic human behavior concerning it confounds those who study psychology and teach human development—and I’m one of them. When you think about it, the very foundation of the world’s religions is based on spirit communication. And here is where the enigmatic part comes in: the very person who would condemn another for getting a psychic reading turns right around, goes to church, and performs “spirit communication” with whatever god they worship. The same holds true for those who burned witches and free thinkers at the stake during the dark ages on Saturday night, and then went to church the next morning to “commune” with the “Great Spirit.”

Every time a person prays, he or she is communicating with a spirit. “But,” you say, “that spirit is God!” Yes, but one person’s god is not necessarily the same as another person’s god, and each religion pretty much forbids communicating with or calling on some other religion’s god. Plus, some religions pray to more than one spirit, and other religions are polytheistic.

The Christian religion was literally founded on spirit communication, and the Bible is filled with it. “Prophet” is just another label for Psychic, or Medium, or Sensitive, or Intuitive—it’s just an acceptable label that fits a certain belief system. Prophets were spirit communicators and communicated with spirits other than God; angels were included as well.



CHAPTER 9



Section 1: Theories & Concepts

Working with Psychics, Mediums, Sensitives, and Intuitives

Upon Completion of this Chapter, You Will Know:	Online Resource Library
<ul style="list-style-type: none">• The various types of psychic abilities.• Preferred titles of those with psychic abilities.• The human side of Psychics.• How to determine the authenticity of a Psychic.• How to recognize Cold Reading and Hot Reading.• How to work with Psychics on an investigation.	There are no media files for this chapter.

The most critical aspect of a blended approach to paranormal investigations is the availability of Sensitive team members. In my opinion, not having them on the team removes a significant and valuable tool for finding answers to the questions we all seek. If you are Sensitive yourself, then you understand what I mean. If not, then following are some helpful tips in working with Sensitives.

Different Sensitives have different abilities, and to varying degrees. Following are a few of the common types of psychic gifts. All fall under the general name of Extrasensory Perception (ESP). Please see the Glossary for more information on each one.

- Clairvoyance (seeing)
 - Precognition (seeing future events)
 - Retrocognition (seeing into the past)
- Clairsentience / Psychometry (feeling/touching)
- Clairaudience (hearing/listening)
- Claircognizance (knowing)
- Telepathy (mind reading)
- Mediumship / Channeler
- Empathic (feeling the emotions of others)

Other less common terms also exist to identify varying psychic abilities.



CHAPTER 10



Section 1: Theories & Concepts

Working With and Contributing to a Team

Upon Completion of this Chapter, You Will Know:	Online Resource Library
<ul style="list-style-type: none">• The <i>Two Most Important Relationship Questions</i>.• How to effectively work with a team.• The importance of excellent communication skills.• Why a positive attitude is critical to paranormal investigating.• Methods of contributing to the team and the paranormal field.• How to view other paranormal research groups.• How to view and handle critics, hard-core skeptics, and debunkers.	There are no media files for this chapter.

Being a Paranormal Investigator is a noble endeavor as it shows that you are not satisfied with the status quo of accepting the world on other people’s terms and with other people’s beliefs. Another advantage of being a Paranormal Investigator is that you can still explore the unknown even if you can’t travel the world in search of its mysteries.

A PRIMER IN HEALTHY RELATIONSHIPS

In chapter 5, I discussed how essential Self-Acceptance, Self-Responsibility, Respect for Free Will, and Self-Completeness are to healthy relationships—especially the relationship you have with you. Another essential ingredient to healthy relationships is what I call, *The Two Most Important Relationship Questions*. I personally believe these two questions alone are worth the price of this course thousands of times over. Not only will these two questions help you with team relationships, they will help you to make *all* of your present and future relationships healthy.

Again, if you are wondering what this has to do with being a Paranormal Investigator, it has *everything* to do with it. Not only do you have relationships with clients, you also have relationships with your teammates.



CHAPTER 11



Section 1: Theories & Concepts

Roles of Investigators within a Team

Upon Completion of this Chapter, You Will Know:	Online Resource Library
<ul style="list-style-type: none">• The various team member roles and positions.• How to perform historical research.• Sources for historical research.• The organizational structure of a team.	There are no media files for this chapter.

As a team member or prospective team member, it is important that you understand the respective roles each member plays to ensure a successful group and investigation. All members can contribute value to the group, as discussed in the previous chapter. As you spend time with the team, your role could change, therefore, you should be familiar with the various roles of the team. The following roles are suggested, but are subject to your own group's Standards and Protocols.

CORE MEMBER POSITIONS

The primary members who participate in all investigations are the Founder/Director, Equipment Manager, Case Manager, and a Sensitive member. Other members will be invited as the specific case requires and allows. High profile cases as well as larger locations will include the team Documentarian as part of the core group. Larger locations will of course accommodate many team members, but private residences will accommodate only a few.

CLEANSING TASK FORCE

This sub-group of the team consists of established and experienced members who have been trained in performing cleansings, and possess great strength of mind, emotions, and belief. Hopefully, this describes every member. When a cleansing is anticipated on an investigation, these members will be invited to participate



Section 2

Tools & Equipment



CHAPTER 12



Section 2: Tools & Equipment

Cameras and Audio Recorders

Upon Completion of this Chapter, You Will Know:	Online Resource Library
<ul style="list-style-type: none">• The different types and benefits of cameras.• The potential uses and benefits of Infrared Photography.• About video cameras and camcorders.• Photography basics.• About Digital Video Recorder systems.• How Thermal Imagers can aid in your research (if you can afford one).• About audio recorders.• Digital vs. analog recorders.	<p><i>Chapter 12 Media</i> http://CPI.ParaNexus.org Username: ***** Password: *****</p>

Since the scientific side of the blended investigation approach requires electronic equipment to complete, we will discuss the most common tools that you will use over the next three chapters. This chapter will review still cameras, video cameras, and audio recorders. Serious Paranormal Investigators will want to become proficient at operating basic equipment. Once you've done it a few times, it gets easy.

DIGITAL AND FILM CAMERAS

A lot of debate exists over the issue of digital verses film cameras for paranormal investigations. The pro-film camp says that 35mm cameras don't pick up dust orbs, which is true for the most part. The digital camp says that with the right camera, dust orbs are not an issue, which is also true. This being the case, personal preference is usually the deciding factor.

From our discussion on orbs, the key to minimizing them is to use a camera that doesn't have the flash so close to the lens. This usually means getting an SLR type camera, as opposed to the consumer compact style. In my opinion, the features of digital cameras far outweigh the issue of which one is the best choice. Ideally, the evidence I'm looking for needs to be better than just an interesting still shot that has no orbs. My suggestion



CHAPTER 13



Section 2: Tools & Equipment


Electro-Magnetic Fields and EMF Meters

Upon Completion of this Chapter, You Will Know:	Online Resource Library
<ul style="list-style-type: none"> • The types of Electro-Magnetic Field (EMF) meters available. • The nature of electro-magnetic fields and how they are generated. • Types of electro-magnetic fields. • How EMF meters work. • How to use an EMF meter during an investigation. • The potential effects of electro-magnetic fields on humans and how this can explain some paranormal activity. 	<p>There are no media files for this chapter.</p>

Electro-Magnetic Field (EMF) meters can be a significant tool among the comparatively few available to paranormal investigators. EMF meters detect the *fluctuation* of magnetic fields, electric fields, radio frequencies, and microwave energy, depending on the model. Although not proven, empirical evidence suggests that spirits can affect electro-magnetic fields, which can then be detected by EMF meters. Since the veracity of EMF meters has not been proven, any advertising with claims that an EMF meter has “ghost detection” capabilities is purely marketing hype.

Many types of EMF meters are available and generally fall into one of two categories: single axis and tri-axis. Single axis meters measure only one dimension of the electro-magnetic field, in other words, you have to tilt and turn the meter in three directions to get a full measurement or to locate the source. A tri-axis meter measures all three axes simultaneously. Tri-axis meters are usually more expensive, however, AlphaLabs makes a model of the TriField^R meter that runs around \$130. Some common models used in paranormal research are shown below.

Many of the most common EMF meters used in paranormal research detect AC (alternating current) fields; but some, such as the TriField^R Natural EM Meter, ignore AC and only detect DC (direct current) fields. The overwhelming majority of AC fields are man-made and include electrical wiring, appliances, microwave ovens, etc. Anything that is plugged





CHAPTER 14



Section 2: Tools & Equipment

Thermometers and Other Investigation Tools

Upon Completion of this Chapter, You Will Know:	Online Resource Library
<ul style="list-style-type: none">• About other tools for research including:<ul style="list-style-type: none">○ Infrared and ambient thermometers○ Communication equipment○ Flashlights○ IR extenders / illuminators○ Parabolic microphones○ Compasses○ Motion detectors○ Geiger Counters○ Ion generators/detectors○ Ghost Box• The nature of Trigger Objects and how they are used.• Subjective tools including dowsing rods and pendulums.• Basic equipment list for every investigator.	There are no media files for this chapter.

This chapter lists a variety of the common tools available for paranormal investigations. Some you will use more often; some you will use only when the circumstances require it. Many Paranormal Investigators create and build custom designed tools for special use. Just like a jigsaw puzzle, each tool can provide a part of the overall picture to give a better understanding of what might be occurring on a specific investigation.

THERMOMETERS

Thermometers are used in paranormal investigations for registering any cold or hot spots reportedly associated with spirit activity. Non-Contact Infrared thermometers are perhaps the most common type used by paranormal investigators. The advantage of this type of thermometer is that you can “point and shoot” to get an instant reading of the surface temperature of a room or an object. Holding down the trigger will allow you to take continuous readings. Most models also utilize a laser to pinpoint exactly where you are taking the reading, as well as a backlit display for easy viewing in the dark.



Section 3

Performing an Investigation



CHAPTER 15



Section 3: Performing an Investigation

How to Perform a Paranormal Investigation

Upon Completion of this Chapter, You Will Know:	Online Resource Library
<ul style="list-style-type: none">• What to do before an investigation.• How to handle first contact with clients.• What cases are acceptable to investigate.• Where to find investigation locations.• How to prepare for an investigation.• The best times to investigate.• What to take on an investigation.• How to make your approach professional.• How to prepare a location.• What to do during the investigation.• Tips on equipment setup and client interviews.• Safety issues to be concerned with.• How to conduct a vigil.• How to perform Baseline Tests.• Protocols for successful investigations.	There are no media files for this chapter.

This chapter contains numerous details that must be followed for a successful paranormal investigation. Please refer to the individual chapters in this course for detailed discussions of respective points. It is imperative that you become extremely familiar with every detail so the entire investigation runs smoothly. A paranormal research team who knows their “stuff” makes a good and credible impression on clients, not to mention reassuring them that you can actually help them. Professional appearance and demeanor will go a long way in helping the client—especially in view of the fact that most clients only call paranormal investigators as a last resort.

This chapter was written in such a way so as to accommodate a team working together or an individual working with a partner. If working with a team, bear in mind that not all members will necessarily participate in every investigation. Core members will usually always participate, and other members will be invited as



CHAPTER 16



Section 3: Performing an Investigation

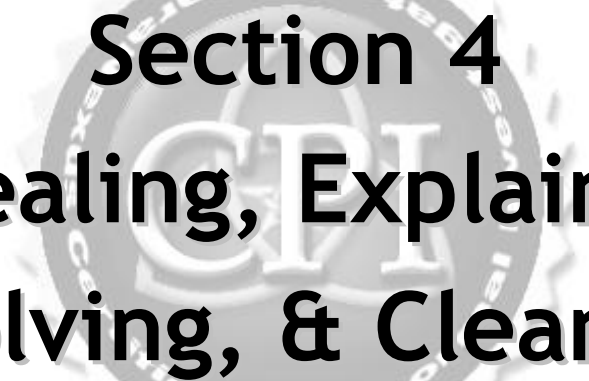
How to Analyze and Review Evidence

Upon Completion of this Chapter, You Will Know:	Online Resource Library
<ul style="list-style-type: none">• How to organize your computer folders for case and evidence files.• How to prepare picture, audio, and video files for uploading to the member's area website.• How to name your files for easy recognition.• How to pace yourself when reviewing evidence.• Natural explanations vs. paranormal explanations.• Proof of paranormal activity.• How to analyze audio files for EVPs (with case studies).• The classes of EVPs.• How to analyze photos (with case studies).• The meaning and use of Exif information.• How to analyze video files (with a case study).• EMF and temperature analysis.• What to include in a case report.• How to store evidence after the investigation.	<p data-bbox="1182 814 1463 951"><i>Chapter 16 Media</i> http://CPI.ParaNexus.org Username: ***** Password: *****</p> <hr/> <p data-bbox="1182 993 1455 1056">Video Tutorials Included in this Chapter:</p> <ul style="list-style-type: none">• <i>How to ZIP Image Files</i>• <i>How to Use an Audio Editor</i>• <i>How to Use a Photo Editor</i> <hr/> <p data-bbox="1214 1213 1419 1276">Software Included in this Chapter:</p> <ul style="list-style-type: none">• <i>EasyZip</i>• <i>Audacity</i>• <i>IrfanView</i>

Evidence analysis and review is one of the most important parts of being a Paranormal Investigator—if not the most tedious. Evidence review is the part of the investigation that separates the serious-minded from the “Looky Loos” who are only interested in the “thrill of the hunt.”

Evidence review can actually be exciting and fulfilling when you find an anomaly that requires you to put on your analytical hat and search hard to find an answer. Evidence review is one of the primary methods of gaining experience in the paranormal field, and gaining experience is one of the reasons why every team member should help with evidence review. The burden of reviewing evidence should never fall on one or two people among the team—especially when several team members participated in the investigation.

To make it possible for everyone to help with evidence review, all participating members should upload their pictures and audios to the member's area as soon as possible after the investigation.



Section 4
Revealing, Explaining,
Resolving, & Cleansing



CHAPTER 17



Section 4: Revealing, Explaining, Resolving, & Cleansing

Revealing Your Evidence: How to Help Clients and Spirits

Upon Completion of this Chapter, You Will Know:	Online Resource Library
<ul style="list-style-type: none">• How to do a Reveal.• How to help the client.• How to help the spirit.• What to say to help the spirit move on.	There are no media files for this chapter.



At this point, you have performed your investigation, reviewed the evidence, and are now ready to inform your client as to your findings. You may or may not have found any paranormal activity, which is fine. You may have to do a follow up investigation if the circumstances warrant.

HELPING THE CLIENT

One of the primary purposes of your investigation is to resolve the client's issues with the activity, and just by you giving him or her a kind ear will do much good in resolving the situation. The most common thing we hear from clients is that they are worried that others will think they're crazy. By simply listening to and investigating their concerns, you are doing much good.

If you were not able to find any paranormal explanations, reassure the client that whatever was happening wasn't paranormal in nature. If you did find some strong evidence of paranormal activity, you should also share that information, but diplomatically.

When revealing paranormal results, choose your words wisely so that you don't unnecessarily frighten the client without cause. And of course, there is rarely cause to be overly concerned with spirit activity unless it is causing problems for the client. Make sure that your disposition and demeanor is friendly, personable, and positive. Smile!



CHAPTER 18



Section 4: Revealing, Explaining, Resolving, & Cleansing

How to Cleanse Malevolent Human and Inhuman Spirits

The person who is self-possessed will not become possessed by anyone else—human or spirit.

— Doug Kelley

Upon Completion of this Chapter, You Will Know:	Online Resource Library
<ul style="list-style-type: none"> • The prevalence of disabling beliefs about malevolent spirits. • Whether malevolent spirits can attack or harm you. • The psychology of cleansing malevolent spirits. • Confronting a malevolent spirit. • About exorcisms. • Cleansing aids and why they work. • What to do before cleansing malevolent spirits. • How to smudge a home or area. • The <i>Energy Burst Protocol</i> cleansing ceremony. • A syllabus of a cleansing ceremony. • The ultimate key to successful cleansings. 	<p><i>Chapter 18 Media</i> http://CPI.ParaNexus.org Username: ***** Password: *****</p> <hr/> <p>Video Included in this Chapter:</p> <ul style="list-style-type: none"> • <i>A Live Cleansing Ceremony</i>

On rare occasions, you may discover that you are dealing with a malevolent spirit on an investigation. This spirit will usually be an Inhuman Spirit, but Human Spirits can also get pissy at times. As discussed in Chapter 5, *The Psychology of Paranormal Investigations*, there is an amazing amount of information online concerning Malevolent Inhuman Spirits—much of it disinformation based on preconceived notions, religious superstition, and disabling beliefs. As a reminder of just how deep these mass beliefs run, consider the following partial article concerning Malevolent Inhuman Spirits. By the way, it was written by a paranormal research group and is presented exactly as found:

The Malevolent Inhuman Spirit is a being of great energy which is only matched by its often terrifying intelligence. Do not think that you have an upper hand or have outmatched them at



CHAPTER 19

Your Next Step



The Art of Being a Paranormal Investigator

We have examined much throughout this course. If you have studied and absorbed it well, you have gained an excellent knowledge of the paranormal field, solid investigation techniques, and excellent evidence review capabilities. You have learned all about the many types of hauntings, how to view spirits, how to work with Sensitives, how to use equipment, and much more.

However, it is my sincerest hope that you have gained far more than just head knowledge. I hope you have gained new insight into yourself as a Real Live Human Being. Regardless of what you want to do in life, it all begins and ends with how you view yourself. To be successful at any endeavor you decide to undertake, you must have Self-Acceptance, Self-Responsibility, Respect for Free Will, and Self-Completeness. These qualities are also indispensable in the field of paranormal investigation.

You also learned the critical importance of *Belief*, and how it impacts everything you do—especially your approach to paranormal research. *Belief* also has an enormous impact on the client and is often the very reason that he or she is experiencing paranormal activity. To this end, it is very important to coach the client on every investigation.

The art of being a Paranormal Investigator is all about looking beyond what you see and trying to discern new insights into life, existence, and the Universe. It is about knowing who you are, and *why* you are who you are. It is about being yourself and sharing the gift of yourself with all those you meet. It is about lightening the load of others, because when you lighten their load, you also lighten your own.

Being a Paranormal Investigator is a noble calling, and therefore, it is about contributing to the field and the team in meaningful ways. It is about not taking yourself too seriously; being able to laugh at yourself, and treating others with respect and dignity—including spirits.

I hope you will take the knowledge you have gained from this course, and continually add to it by gaining experience in the field. Go out and make your mark; discover new things, and stand tall with your head held high! Be among the best there is, and take a great deal of pride in your new status as a Certified Paranormal Investigator!

Namastê!

HOW TO TAKE THE FINAL EXAM

Once you have completed studying the chapters and feel that you have a solid understanding of this course, the next step is the final online exam. Instructions for taking the final exam are available at:

www.ParaNexus.org/*****.htm

The final online exam will consist of multiple-choice questions, a real life investigation, and a case report. You will need a score of 90% in order to pass. You may re-take the exam until you pass it. Complete details are discussed on the Final Exam webpage.



APPENDICES

Appendix A: Glossary of Common Terms _____	151
Appendix B: Free and Cheap Sources for Software and Equipment _____	173
Appendix C: Investigation Forms _____	175
Appendix D: KTS Assertiveness Profile _____	189
Appendix E: Standards and Protocols Example _____	197

Enroll in the CPI Course Here: <http://www.paranexus.org/forum/index.php?page=51>

Course is available with or without certification